







2022096 KwaZulu-Natal Seniors  
MS 50

Box 1

				1.	2.	3.	4.
TSA711025	KZN		1. KHUZWAYO Neal		6-1, 6-2	6-0, 6-0	6-0, 6-0
TSA710139	KZN		2. DINKELMANN Garth	1-6, 2-6		6-1, 6-2	6-0, 6-2
TSA691027	KZN		3. BARHAM Paul	0-6, 0-6	1-6, 2-6		0-6, 3-6
TSA691089	Wine		4. BARNARD Brian	0-6, 0-6	0-6, 2-6	6-0, 6-3	

Standings	Points	Wins	Losses	Sets	Games
1. Neal KHUZWAYO	6	3	0	6 - 0 (100%)	36 - 3 (92.31%)
2. Garth DINKELMANN	4	2	1	4 - 2 (66.67%)	27 - 17 (61.36%)
3. Brian BARNARD	2	1	2	2 - 4 (33.33%)	14 - 27 (34.15%)
4. Paul BARHAM	0	0	3	0 - 6 (0%)	6 - 36 (14.29%)

Box 2

				1.	2.	3.	4.
TSA700039	GN		1. JORDAAN Pieter		6-1, 6-4	6-4, 7-6	6-1, 6-3
TSAJJ1074	KZN		2. ASMAL Maseehoolla	1-6, 4-6		1-6, 2-6	2-6, 6-3, 6-7
TSA721079	WP		3. LAUF Roger	4-6, 6-7	6-1, 6-2		4-6, 6-2, 6-2
TSA710063	KZN		4. NOMPUKU Lulamile	1-6, 3-6	6-2, 3-6, 7-6	6-4, 2-6, 2-6	

Standings	Points	Wins	Losses	Sets	Games
1. Pieter JORDAAN	6	3	0	6 - 0 (100%)	37 - 19 (66.07%)
2. Roger LAUF	4	2	1	4 - 3 (57.14%)	38 - 26 (59.38%)
3. Lulamile NOMPUKU	2	1	2	3 - 5 (37.5%)	30 - 42 (41.67%)
4. Maseehoolla ASMAL	0	0	3	1 - 6 (14.29%)	22 - 40 (35.48%)

1/2 Playoff

Neal KHUZWAYO	Pieter JORDAAN
Pieter JORDAAN	6-4, 6-4

3/4 Playoff

Garth DINKELMANN	Roger LAUF
Roger LAUF	7-6, 6-4

5/6 Playoff

Brian BARNARD	
Lulamile NOMPUKU	Lulamile NOMPUKU
	Walkover

7/8 Playoff

Paul BARHAM	
Maseehoolla ASMAL	Maseehoolla ASMAL
	6-1, 6-4